

EDUCATIONAL TECHNOLOGY RESOURCES



Tilman J. Fertitta Family
College of Medicine

UNIVERSITY OF HOUSTON

Contents

Overview.....	2
1. Learning Management Systems.....	3
2. Enhancing the Learning Experience	4
2.1 Microsoft Teams	4
2.2 Microsoft SharePoint Team Site	5
2.3 PointSolutions – Audience Response System	5
2.4 Lecturio – Learning on Demand	5
2.5 Aquifer	6
2.6 Boards and Beyond	6
2.7 Information Commons.....	6
3. Classroom Technologies	7
4. Remote Teaching Resources.....	7
5. Engaging with Educational Technology Team	7

Overview:

At the UH College of Medicine Office of Medical Education (OME), we offer a wide range of learning technology tools to support excellence in teaching and learning. Whether you are a new faculty member or a seasoned practitioner, OME has resources to support your teaching and learning needs. Explore this guide to learn more about using the various technologies here at UH College of Medicine.

Important Note: This document will go through periodic review and updates.

Canvas and MedHub are the Learning Management Systems utilized at the University of Houston College of Medicine.

Instructors use Canvas to add course material, communicate with students, and create and grade assignments.

We can add your CougarNet account to [Canvas](#) so you can access your class, your class rosters, course content, enter grades online, and more.



We use MedHub to support rotation and clerkship activities.

We can add your CougarNet account to [MedHub](#) so you can schedule rotations and send students' assessments and preceptors' evaluations.

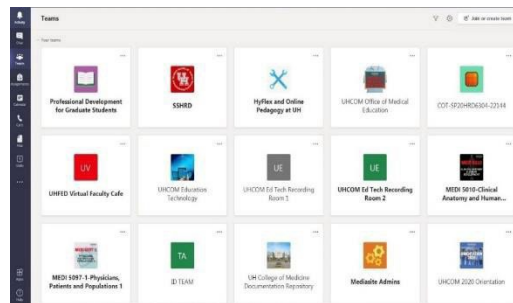


2. Enhancing the Learning Experience

2.1 Microsoft Teams

Microsoft Teams is an interactive platform designed to simplify communication & collaboration between faculty, students and staff. A hub for teamwork, Teams incorporates a variety of Office 365 tools for your use.

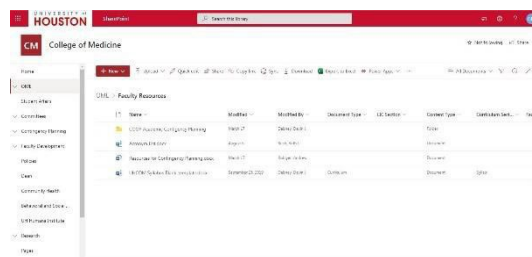
- Host video calls within the platform and use the chat feature to reduce the need of email.
- Create, upload and share Word/Excel/PowerPoint files within the platform.
- Collaborate and engage in real time through virtual whiteboard.
- Access the platform/files on any phone/computer.



2.2 Microsoft SharePoint Team Site

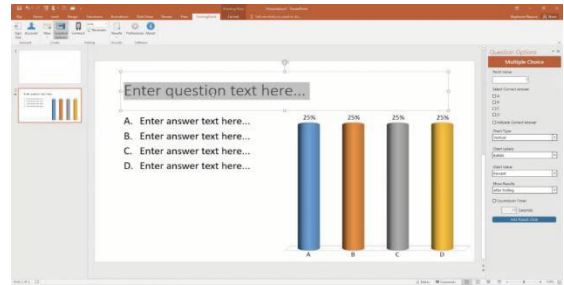
SharePoint is a tool for online collaboration and content management. The key features of SharePoint are:

- Use SharePoint to collaboratively create and manage files.
- Use the SharePoint platform to host internal webpages, which can be edited in the browser.



2.3 PointSolutions – Audience Response System

TurningPoint is an interactive platform to embed questions within presentations. The audience response system helps instructors gauge student understanding and enhance student engagement.



2.4 Lecturio – Learning on Demand

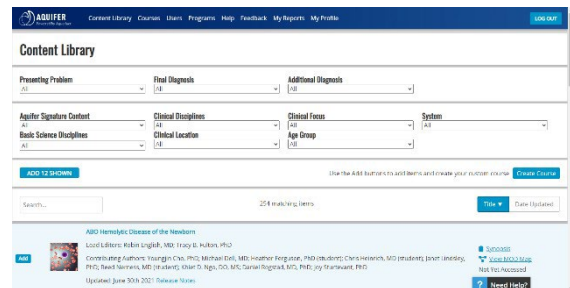
Lecturio is a curated repository of educational videos accessible to the students and faculty of the College of Medicine through a browser or mobile app.



2.5 Aquifer

Aquifer is an application that helps students build clinical reasoning skills and supplements clinical experiences through evidence-based, peer-reviewed and continuously updated courses and virtual patient cases. Some key features of Aquifer are:

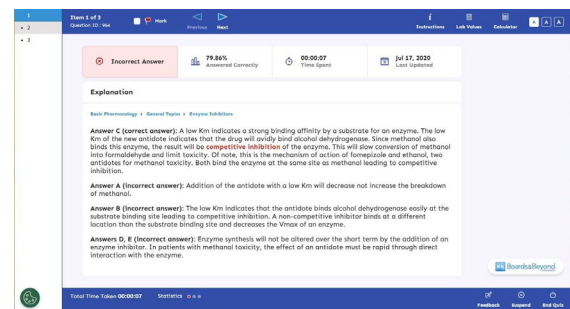
- Gain experience missed in clinic due to lack of patients, disruption, or seasonality.
- Access a safe space to practice clinical decisions with deep evidence-based content, comprehensive coverage of national curriculum standards and authentic clinical contexts.



2.6 Boards and Beyond


A comprehensive online resource for students and educators to supplement curriculum and students to study for CBSE and USMLE exams. Some B&B features are:

- 400+ high-quality videos
- 2,300 USMLE-style questions formulated to assist students for their Step 1 review.
- Comprehensive guide to first aid with videos linked to first aid pages or topics.



2.7 Information Commons

The Information Commons (1100) is located on the first floor of the Tilman J. Fertitta Family College of Medicine. The Information Commons includes a medical library space with a reference desk staffed Monday through Friday, anatomical models, print collection, and various items available for checkout, along with a reserve collection available for in-space use. The Information Commons includes various study areas, a media resource room, one-button studio, and faculty development training room.



3. Classroom Technologies

The smart classrooms are equipped with a wide range of instructional technologies.

Major components:

- High-definition projector and projection screens
- Instructor podium with HDMI port to project onto the screens
- Wireless microphones and document camera available for use
- Lecture capture-enabled
- Control panel for web camera
- HDTVs for small group facilitation
- Wi-Fi network connection available for all occupants

4. Remote Teaching Resources

We have compiled a list of suggestions for remote teaching and learning.

I would like to -	Supported tools	Related resources
Provide course content to students.	<ul style="list-style-type: none"> • eMedley 	<ul style="list-style-type: none"> ○ Introduction eMedley and Session Planning
Record lectures for students to watch on their own time.	<ul style="list-style-type: none"> • Record a narrated PowerPoint • Use Camtasia to record screen/audio/webcam • Record a meeting through Microsoft Teams 	<ul style="list-style-type: none"> ○ How to create videos through Camtasia ○ How to upload and share through Microsoft Teams
Lecture in real time with class discussion.	<ul style="list-style-type: none"> • Microsoft Teams 	<ul style="list-style-type: none"> ○ Quick guide on Microsoft Teams ○
	<ul style="list-style-type: none"> • Zoom 	<ul style="list-style-type: none"> ○ Tips on Zoom
Formative Assessment/Poll	<ul style="list-style-type: none"> • TurningPoint 	<ul style="list-style-type: none"> ○ Tips on TurningPoint for Instructors

5. Engaging with Educational Technology Team

The Office of Medical Educational Technology team provides training & development opportunities to support the faculty & staff at the College of Medicine. Training options include one-on-one meetings, on-demand software training and customized group sessions for staff and faculty.

Please email us at comedtec@cougarnet.uh.edu to schedule a consultation.

Educational Technology Team	
<p>Director of Educational Technology</p> <p>David del Pino Kloques 5055 Medical Circle Houston, TX 77204</p>	<p>Email: ddelpino@cougarnet.uh.edu O: 713-743-1858</p>
<p>Instructional Designer II</p> <p>Colin Davis 5055 Medical Circle Houston, TX 77204</p>	<p>Email: cldavi31@cougarnet.uh.edu O: 713-743-5539</p>